



## **A Guide for Registered Officers: Corppass Admin Registration**

***For Registered Officers who wish to register for a Corppass Admin Account  
(e.g. Sole Proprietors, Owners of Small Businesses)***

## Corppass Admin Registration

Step 1

Step 2

Step 3

Step 4

Step 5

- Click 'Register as a Corppass Admin'.



## Corppass Admin Registration

Step 1

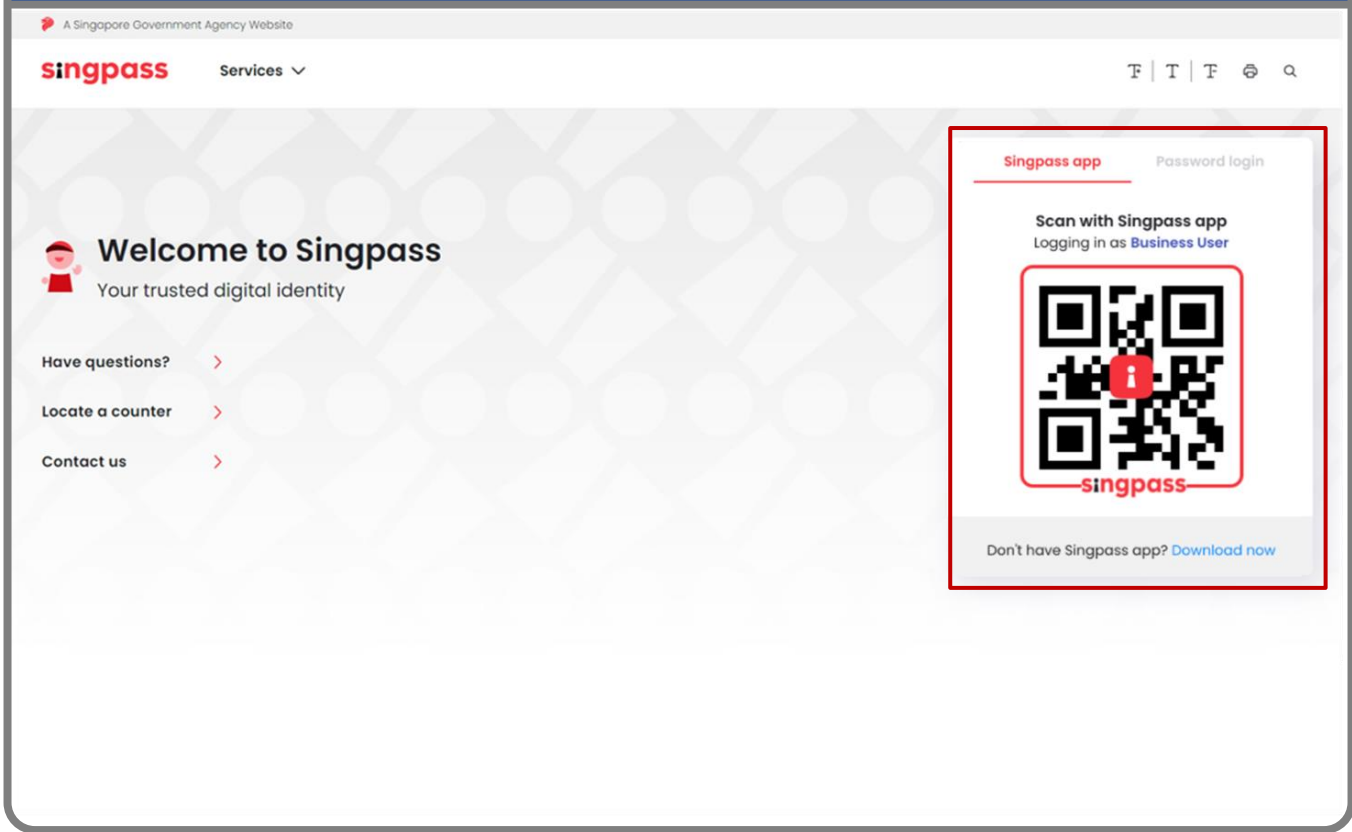
Step 2

Step 3

Step 4

Step 5

- You will be redirected to the Singpass login page. Log in by scanning the QR code using your Singpass app.



## Corppass Admin Registration

Step 1

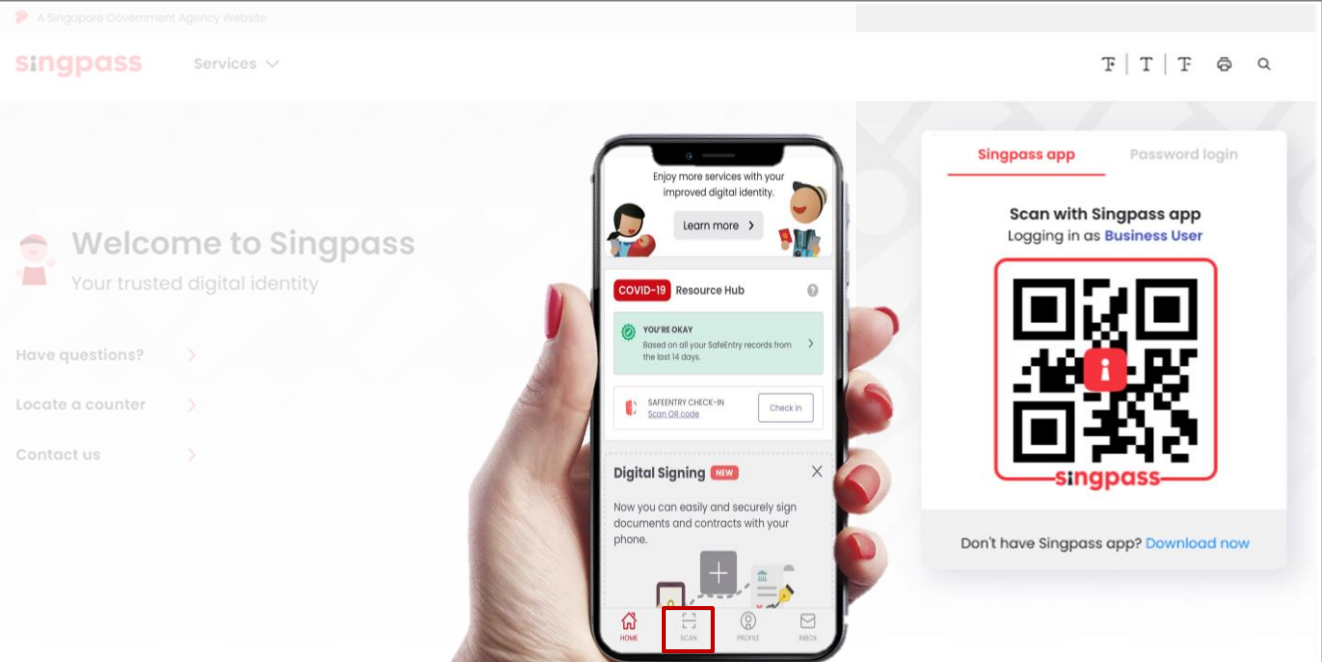
Step 2

Step 3

Step 4

Step 5

- Launch your Singpass app. Tap the 'Scan' button to scan the QR Code on the Singpass login page.



## Corppass Admin Registration

Step 1

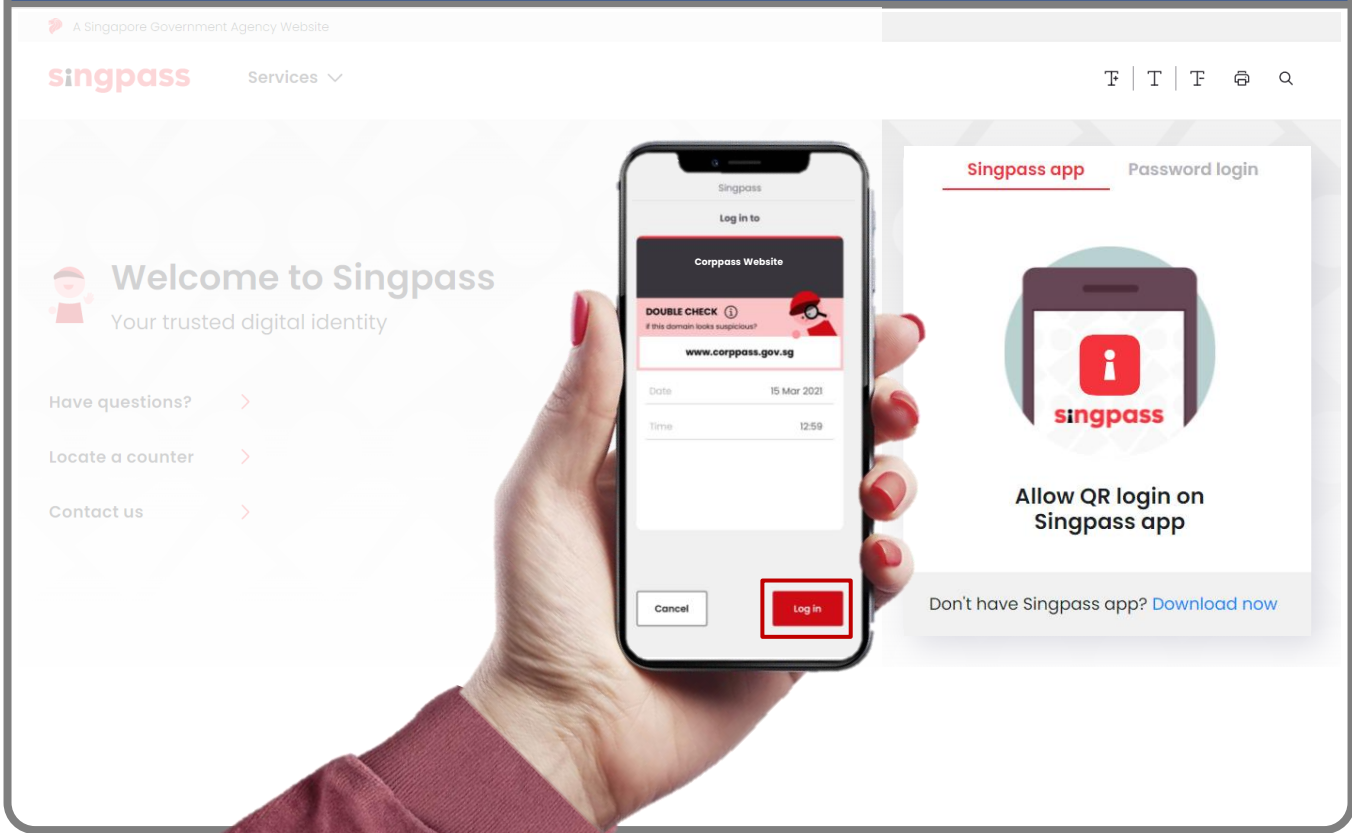
Step 2

Step 3

Step 4

Step 5

- Confirm your login request on the Singpass app by tapping on the 'Log in' button.



**Note:** You will be prompted to use either fingerprint (for selected smartphones), Face ID (for selected smartphones) or 6-digit passcode to verify your identity

## Corppass Admin Registration

Step 1

Step 2

Step 3

Step 4


Step 5

- Alternatively, enter your Singpass ID & Password.

A Singapore Government Agency Website

**singpass** Services ▾

TF | T | F | ⚙ | 🔍

 **Welcome to Singpass**  
Your trusted digital identity

Have questions? >

Locate a counter >

Contact us >

Singpass app Password login

Logging in as **Business User**

Singpass ID

Password

**Log in**

[Forgot Singpass ID](#) [Reset password](#)

[Register For Singpass](#)

## Corppass Admin Registration

Step 1

Step 2

Step 3

Step 4

Step 5

- You may choose to verify your identity using SMS OTP. Enter the 6-digit One-Time Password (OTP) at your registered mobile number.

A Singapore Government Agency Website

singpass

SMS OTP Face verification

Enter the 6-digit One-time Password (OTP) sent to your mobile number (\*\*\*\*6022). [Not your mobile number?](#)



OTP:

OTP

Submit

If you do not receive an OTP on your mobile device within 30 seconds, please click on the "Resend OTP" button here:

Resend OTP

## Corppass Admin Registration

Step 1

Step 2

Step 3

Step 4

Step 5

- Or verify your identity using Face Verification. Select 'Continue'.

SMS OTP Face verification

**Please note:**  
Use another authentication method if you are sensitive to flashing lights.

- 1 In the next screen, click "Begin Scan".
- 2 Keep still as the camera locates your face.
- 3 The screen will flash a series of colored lights.



Click [here](#) to find out more about Singpass Face verification.

Continue



## Corppass Admin Registration

Step 1

Step 2

Step 3

Step 4

Step 5

- Read the guidelines and click 'Begin Scan' to proceed.

A Singapore Government Agency Website

singpass

SMS OTP

Face verification

Here are some guidelines. Find out more [here](#).



✓ Clear glasses



✓ Keep headgear  
and hair off face



✓ Indoor lighting



✓ Keep mouth closed



✗ Tinted glasses



✗ Cover your face



✗ Very bright lighting



✗ Smile widely

**Look into the front camera and select "Begin Scan".**

By selecting "Begin Scan", you are allowing us to match your photo with the government's biometrics database based on the [Terms of Use](#).

Back

Begin Scan

## Corppass Admin Registration

Step 1

Step 2

Step 3

Step 4

Step 5

- Follow the instructions provided while the scanning takes place.

singpass

Press **Esc** to exit full screen

Keep still

**Note:** Face Verification does not require any setup and is only available on desktop and mobile browsers. It requires the user to have a front-facing camera on their device when accessing digital services.

## Corppass Admin Registration

Step 1

Step 2

Step 3

Step 4

Step 5

- After logging in, enter the entity UEN you are registering to be an admin for.



Ensure that you are the appointed Corppass Admin for your Entity.  
This form will take about 5 minutes to complete.

\* - denotes mandatory fields

### Enter Entity Detail

Unique Entity Number (UEN)\* ⓘ

### Enter Your Contact Details

Full Name

Email\* ⓘ

Confirm Email\*

Mobile No.

**The system automatically identifies the entities which you are registered with**

T21LP3506A
T21LP3506B
T21LP3506E
T21LP3506F
T21LP3506I
T21LP3506J
VBRSTG004

**Note:** You may see a drop-down list of UEN in this step for all entities you are being appointed Registered Officer for.

## Corppass Admin Registration

Step 1

Step 2

Step 3

Step 4

Step 5

- Enter the contact details (email address & mobile number) you wish to register on Corppass.

### Enter Your Contact Details

**Your full name as per NRIC / FIN, and your email address will be auto-populated**

Full Name

PHANG GABRIEL

Email\*

PHANGGABRIEL@abc.com

abc@abc.com

Confirm Email\*

Mobile No.

**Enter your contact details.**

### Request e-Service Access ⓘ

☐ I would like to access all **e-Services** (PDF, 601.9 KB) available on Corppass with my Admin Account.

Note:

- Selected e-Services (e.g. **CPF e-Submission** and **SSGWSG e-Services**) need to be manually assigned to your Corppass account as they require additional setup details.
- The full list of these exceptions can be found **here**. Please contact the relevant agencies for more information.

Cancel

Next

## Corppass Admin Registration

Step 1

Step 2

Step 3

Step 4

Step 5

- You can choose to be granted access to all digital services (currently onboard and to be onboarded in future) for your Corppass Admin account.

### Enter Your Contact Details

Full Name PHANG GABRIEL

Email\*  PHANGGABRIEL@abc.com  
abc@abc.com

Confirm Email\*

Mobile No.

### Request e-Service Access

☐ I would like to access all **e-Services** (PDF, 601.9 KB) available on Corppass with my Admin Account.

Note:

- Selected e-Services (e.g. **CPF e-Submission** and **SSGWSG e-Services**) need to be manually assigned to your Corppass account as they require additional setup details.
- The full list of these exceptions can be found [here](#). Please contact the relevant agencies for more information.

Cancel

Next

**Note:** e-Service is also known as digital service

## Corppass Admin Registration

Step 1

Step 2

Step 3

Step 4

Step 5

- Review your registration details before submitting.

Home

About Us

Services

Help

Log in with Singpass



Home / Register Admin Account

### Register Admin Account



Enter  
Details



Review  
& Submit

Review the following information.

To amend your information after submission, you must submit a new registration.

#### Entity Detail

Unique Entity Number (UEN) 79039907E

#### Admin Contact Details

Full Name	PHANG GABRIEL
Email	PHANGGABRIEL@abc.com
Mobile No.	987654321

## Corppass Admin Registration

Step 1

Step 2

Step 3

Step 4

Step 5

- Read and agree to the 'Terms of Use', then click 'Submit'.

### Entity Detail

Unique Entity Number (UEN) 79039907E

### Admin Contact Details

Full Name PHANG GABRIEL  
Email PHANGGABRIEL@abc.com  
Mobile No. 98765432

### e-Service Access

☒ I would like to access all **e-Services** available on Corppass with my Admin Account.

☐ I have read and given my consent to the [Terms of Use](#).

Back

Submit

## Corppass Admin Registration

Step 1

Step 2

Step 3

Step 4

Step 5

- A confirmation message will indicate that your account is ready for use.

Home

About Us

Services

Help

Log in with Singpass



Home / Register Admin Account



Your Corppass Admin Account is ready for use.

### Next Step



**Log in to customise Corppass  
for your entity.**

Select your entity's profile and view e-  
Services.



**- END -**

Updated as of April 2021