



**A Guide for Corppass Admins:  
Corppass Admin Registration (For Singapore Registered Entities)  
*For Corppass Admins who are not Registered Officers of the Entity***

## Corppass Admin Registration

Step 1

Step 2

Step 3

Step 4

Step 5

Step 6

Step 7

- Click 'Register as a Corppass Admin'.



## Corppass Admin Registration

Step 1

Step 2

Step 3

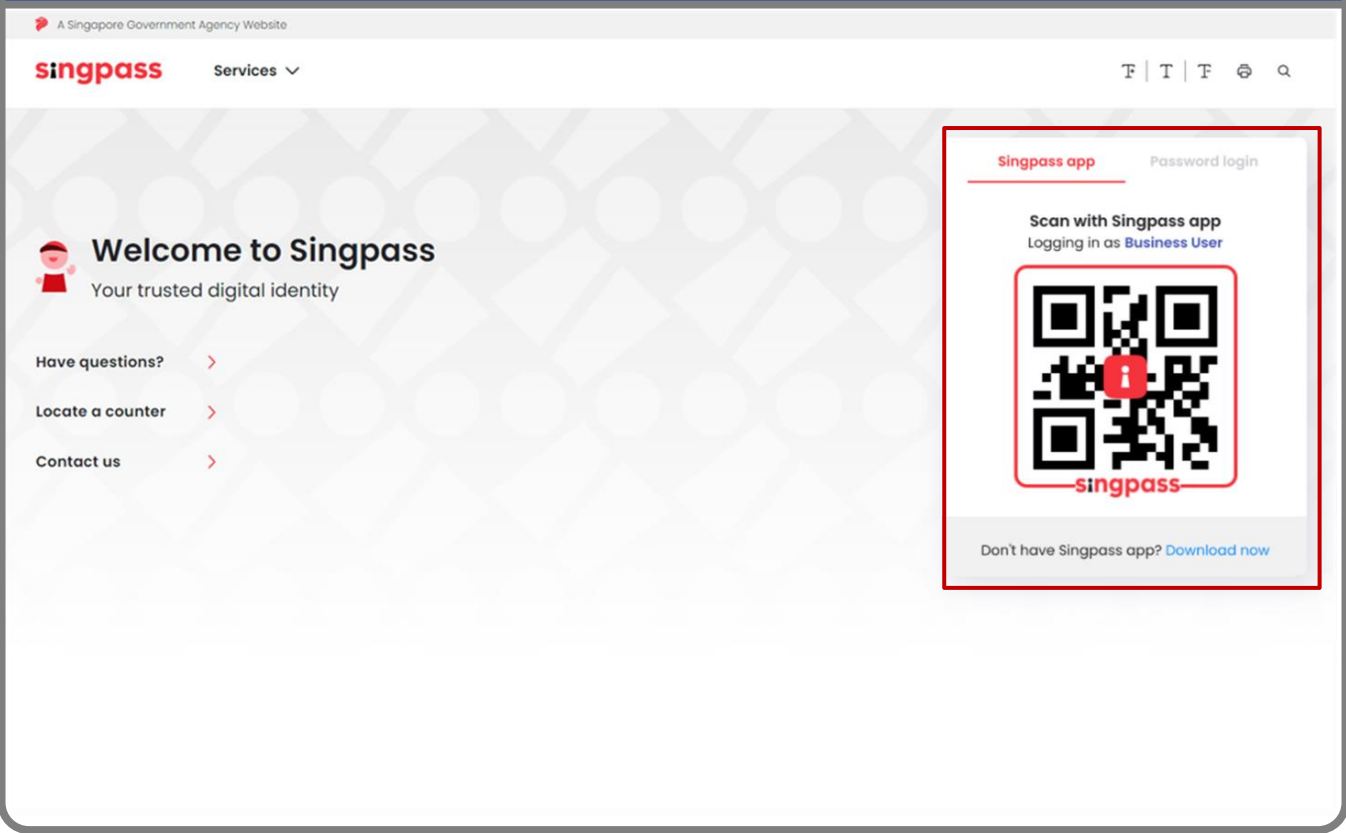
Step 4

Step 5

Step 6

Step 7

- You will be redirected to the Singpass login page. Log in by scanning the QR code using your Singpass app.



## Corppass Admin Registration

Step 1

Step 2

Step 3

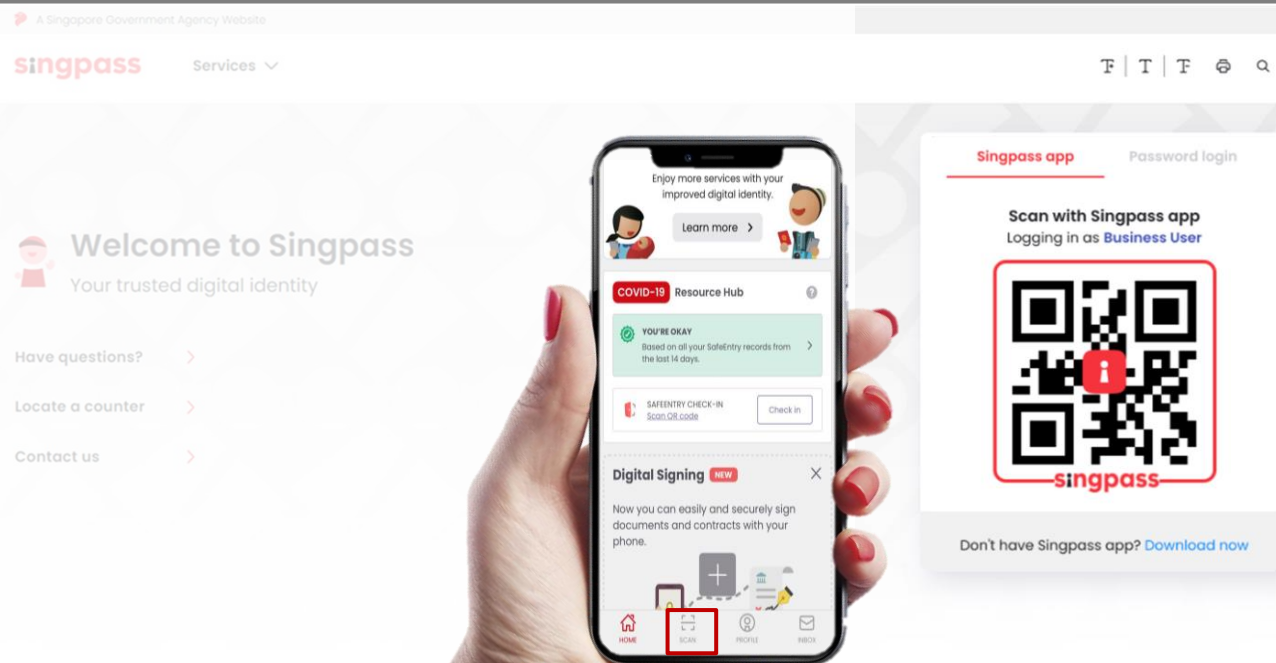
Step 4

Step 5

Step 6

Step 7

- Launch your Singpass app. Tap the 'Scan' button to scan the QR Code on the Singpass login page.



## Corppass Admin Registration

Step 1

Step 2

Step 3

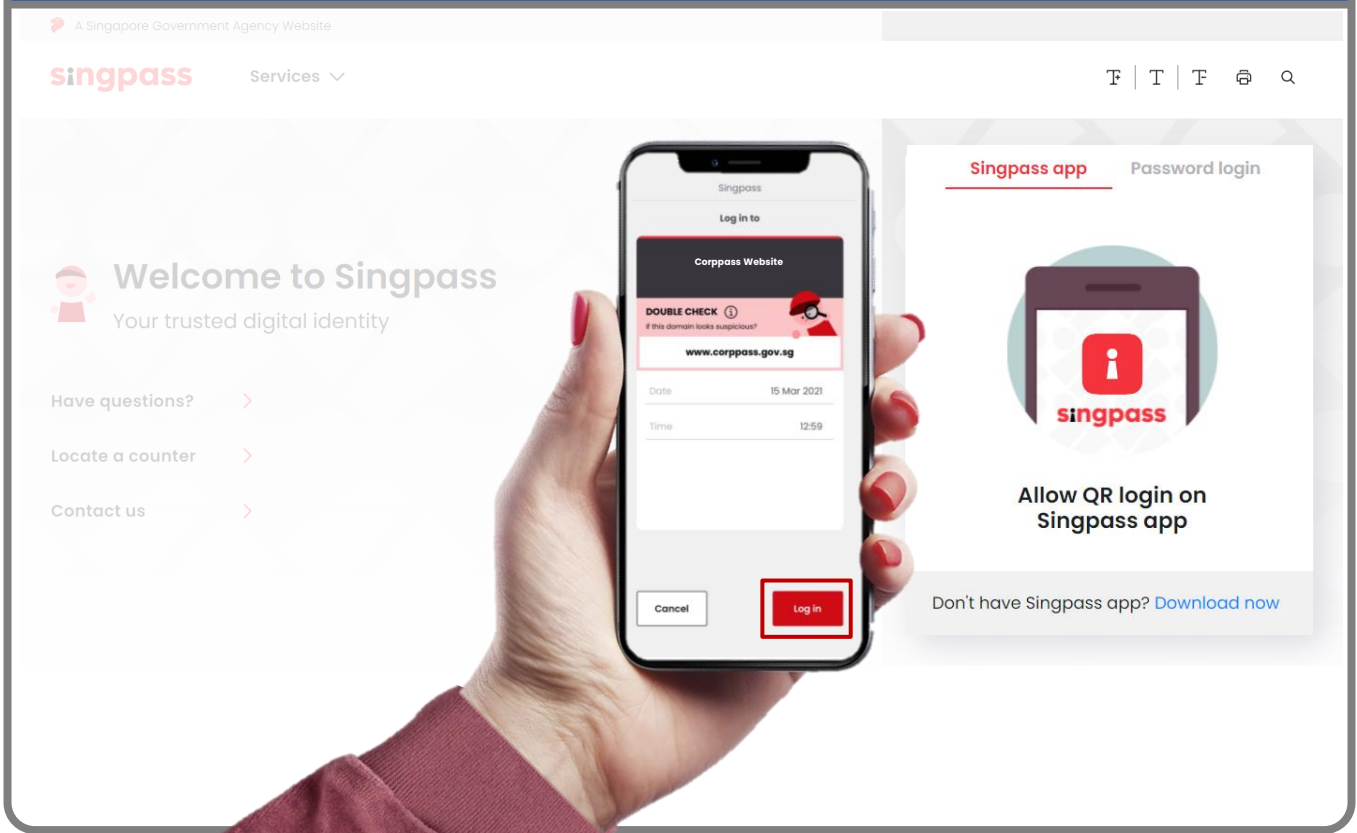
Step 4

Step 5

Step 6

Step 7

- Confirm your login request on the Singpass app by tapping on the 'Log in' button.



**Note:** You will be prompted to use either fingerprint (for selected smartphones), Face ID (for selected smartphones) or 6-digit passcode to verify your identity

## Corppass Admin Registration

Step 1

Step 2

Step 3

Step 4

Step 5

Step 6


Step 7

- Alternatively, enter your Singpass ID & Password.

A Singapore Government Agency Website

**singpass** Services ▾

TF | T | F | ⚙ | 🔍

 **Welcome to Singpass**  
Your trusted digital identity

Have questions? >

Locate a counter >

Contact us >

Singpass app **Password login**

Logging in as **Business User**

Singpass ID

Password

**Log in**

[Forgot Singpass ID](#) [Reset password](#)

[Register For Singpass](#)

## Corppass Admin Registration

Step 1

Step 2

Step 3

Step 4

Step 5

Step 6

Step 7

- You may choose to verify your identity using SMS OTP. Enter the 6-digit One-Time Password (OTP) at your registered mobile number.

 A Singapore Government Agency Website

**singpass**

SMS OTP   Face verification

Enter the 6-digit One-time Password (OTP) sent to your mobile number (\*\*\*\*6022). [Not your mobile number?](#)



OTP:

OTP

**Submit**

If you do not receive an OTP on your mobile device within 30 seconds, please click on the "Resend OTP" button here:

Resend OTP

## Corppass Admin Registration

Step 1

Step 2

Step 3

Step 4

Step 5

Step 6

Step 7

- Or verify your identity using Face Verification. Select 'Continue'.

SMS OTP   Face verification

**Please note:**  
Use another authentication method if you are sensitive to flashing lights.

- 1 In the next screen, click "Begin Scan".
- 2 Keep still as the camera locates your face.
- 3 The screen will flash a series of colored lights.



Click [here](#) to find out more about Singpass Face verification.

Continue



## Corppass Admin Registration

Step 1

Step 2

Step 3

Step 4

Step 5

Step 6

Step 7

- Read the guidelines and click 'Begin Scan' to proceed.

A Singapore Government Agency Website

**singpass**

SMS OTP

Face verification

Here are some guidelines. Find out more [here](#).



✓ Clear glasses



✓ Keep headgear  
and hair off face



✓ Indoor lighting



✓ Keep mouth closed



✗ Tinted glasses



✗ Cover your face



✗ Very bright lighting



✗ Smile widely

**Look into the front camera and select "Begin Scan".**

By selecting "Begin Scan", you are allowing us to match your photo with the government's biometrics database based on the [Terms of Use](#).

Back

**Begin Scan**

## Corppass Admin Registration

Step 1

Step 2

Step 3

Step 4

Step 5

Step 6

Step 7

- Follow the instructions provided while the scanning takes place.

singpass

Press **Esc** to exit full screen

Keep still

**Note:** Face Verification does not require any setup and is only available on desktop and mobile browsers. It requires the user to have a front-facing camera on their device when accessing digital services.

## Corppass Admin Registration

Step 1

Step 2

Step 3

Step 4

Step 5

Step 6

Step 7

- After logging in, you will arrive at 'Register Admin Account' page. Enter the entity UEN you are registering to be an admin for.

[Home](#) [About Us](#) [Services](#) [Help](#) [Log in with Singpass](#)

Home / Register Admin Account

### Register Admin Account

1

2

Enter Details

Review & Submit

Ensure that you are the appointed Corppass Admin for your Entity.  
This form will take about 5 minutes to complete.

\* - denotes mandatory fields

**Enter Entity Detail**

Unique Entity Number (UEN)\*

Example: 12345678X, 201612345X, T16PQ1234X

**Enter Your Contact Details**

Full Name

PHANG GABRIEL

**Scroll down  
to continue**



**Note:** You may see a drop-down list of UEN in this step for all entities you are being appointed Registered Officer for.

## Corppass Admin Registration

Step 1

Step 2

Step 3

Step 4

Step 5

Step 6

Step 7

- Enter the contact details (email address & mobile number) you wish to register on Corppass.

### Enter Your Contact Details

**Your full name as per NRIC / FIN, and your email address will be auto-populated**

Full Name

PHANG GABRIEL

Email\*

PHANGGABRIEL@abc.com

abc@abc.com

Confirm Email\*

Mobile No.

**Enter your contact details.**

### Request Registered Officer (RO) Authorisation

Select one of the two options.

☒ Request Online Approval by Registered Officer

OR

☐ Upload Letter of Authorisation and RO's Identity Document (Click [here](#) to download letter template.)

Registered Officer's Identity No.

Last 5 Characters\*

e.g 4567D of S1234567D

Registered Officer's Email\*

abc@abc.com

[+](#) Add another Registered Officer

## Corppass Admin Registration

Step 1

Step 2

Step 3

Step 4

Step 5

Step 6

Step 7

- Your Registered Officer can provide online approval (Option A), or sign a 'Letter of Authorisation' (Option B), which needs to be uploaded.

### Request Registered Officer (RO) Authorisation ⓘ

Select one of the two options.

☒ Request Online Approval by Registered Officer

OR

☐ Upload Letter of Authorisation and RO's Identity Document (Click [here](#) to download letter template.)

Registered Officer's Identity No.  
Last 5 Characters\* ⓘ

e.g 4567D of S1234567D

Registered Officer's Email\* ⓘ

abc@abc.com

[+](#) Add another Registered Officer

### Request e-Service Access ⓘ

☐ I would like to access all **e-Services** (PDF, 601.9 KB) available on Corppass with my Admin Account.

Note:

- Selected e-Services (e.g. **CPF e-Submission** and **SSGWSG e-Services**) need to be manually assigned to your Corppass account as they require additional setup details.
- The full list of these exceptions can be found [here](#). Please contact the relevant agencies for more information.

Cancel

Next

**Note:** This step is only applicable for individuals who are NOT Registered Officers of the UEN and who are registering for a Corppass Admin account.

## Corppass Admin Registration

Step 1

Step 2

Step 3

Step 4

Step 5

Step 6


Step 7

- You can choose to be granted access to all digital services (currently onboard and to be onboarded in future) for your Corppass Admin account. Click 'Next' to proceed.


### Request Registered Officer (RO) Authorisation ⓘ

Select one of the two options.

- ☒ Request Online Approval by Registered Officer OR  
☐ Upload Letter of Authorisation and RO's Identity Document (Click [here](#) to download letter template.)

Registered Officer's Identity No.  
Last 5 Characters\* ⓘ    
e.g. 4567D of 51234567D

Registered Officer's Email\* ⓘ   
abc@abc.com

 [Add another Registered Officer](#)

### Request e-Service Access ⓘ

☐ I would like to access all **e-Services** (PDF, 601.9 KB) available on Corppass with my Admin Account.

Note:

- Selected e-Services (e.g. **CPF e-Submission** and **SSGWSG e-Services**) need to be manually assigned to your Corppass account as they require additional setup details.
- The full list of these exceptions can be found [here](#). Please contact the relevant agencies for more information.

Cancel

Next

**Note:** e-Service is also known as digital service

## Corppass Admin Registration

Step 1

Step 2

Step 3

Step 4

Step 5

**Step 6**

Step 7

- Review your registration details before submitting.

[Home](#) [About Us](#) [Services](#) [Help](#)

[Log in with Singpass](#)



[Home](#) / [Register Admin Account](#)

### Register Admin Account



Enter  
Details



Review  
& Submit

Review the following information.

To amend your information after submission, you must submit a new registration.

#### Entity Detail

Unique Entity Number (UEN) 79039907E

#### Admin Contact Details

Full Name	PHANG GABRIEL
Email	PHANGGABRIEL@abc.com
Mobile No.	98765432

## Corppass Admin Registration

Step 1

Step 2

Step 3

Step 4

Step 5

Step 6

Step 7

- Read and agree to the 'Terms of Use', then click 'Submit'.

Email PHANGGABRIEL@abc.com

Mobile No. 98765432

### Registered Officer Authorization

Method of Approval Request online approval from Registered Officer

Registered Officer's Identity No.  
Last 5 Characters 0446I

Registered Officer's Email abc@abc.com

### e-Service Access

☒ I would like to access all **e-Services** available on Corppass with my Admin Account.

☐ I have read and given my consent to the [Terms of Use](#).

Back

Submit

Note: Please do not click 'BACK' or 'REFRESH' on the browser as it may end your transaction.



## Corppass Admin Registration

Step 1

Step 2

Step 3

Step 4

Step 5


Step 6

Step 7

- A confirmation message will indicate that your registration has been submitted.

[Home](#) [About Us](#) [Services](#) [Help](#) [Log in with Singpass](#)


Home / Register Admin Account



**Your registration for a Corppass Administrator Account has been submitted.**

An email to request for approval has been sent to your entity's Registered Officer.

**Next Step**



**Wait for approval from your Registered Officer.**  
Online approval must be provided within 30 days.

**If you selected the 'Online Approval' method, you will have to await approval from your entity's Registered Officer.**

**OR**

**If you selected the 'Letter of Authorisation' method, you will have to await approval from the Central Administrator.**

**Note:** After your Corppass Admin account has been approved, you will receive an email on the next steps. Follow the instructions on that email.

**- END -**

Updated as of April 2021